



DC90-12

DEEP CYCLE MAINTENANCE - FREE SEALED AGM BATTERY

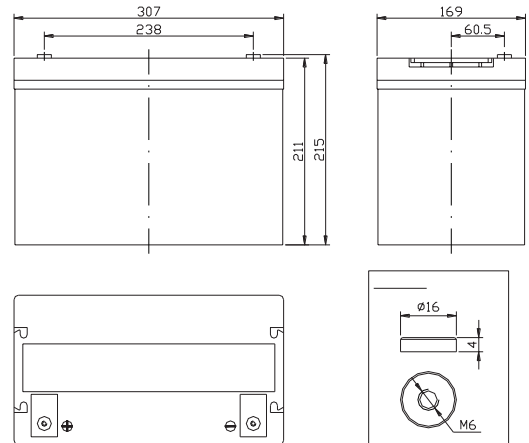
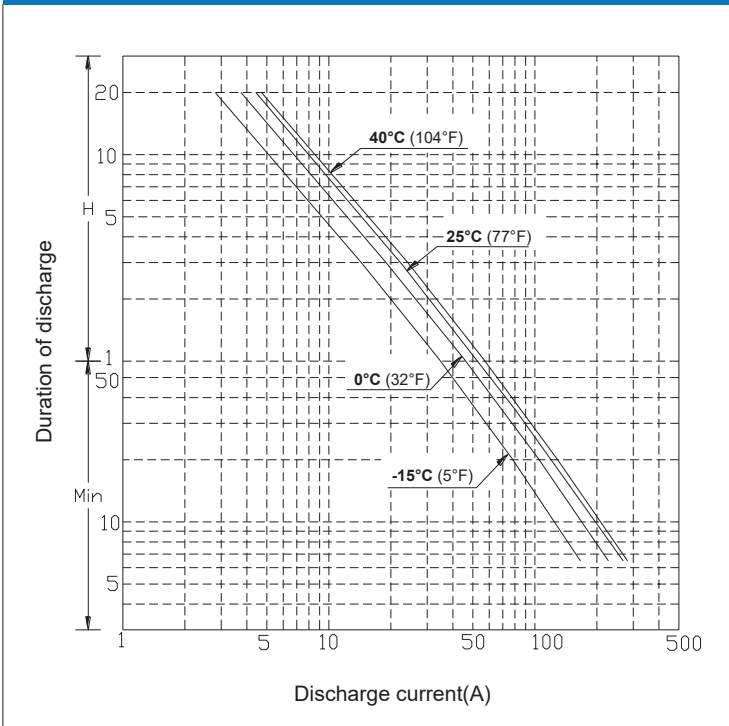
Electrical Specifications

Nominal Voltage	12V
C20	90Ah
C10	81Ah
C5	74Ah
CCA	530A
CA or MCA	630A
HPCA	1000A (5sec)
Reserve Capacity @25 amps	140 min
Reserve Capacity @75 amps	38 min
Recommended Charge Current	9A - 22A
Maximum Charge Current	31,5A

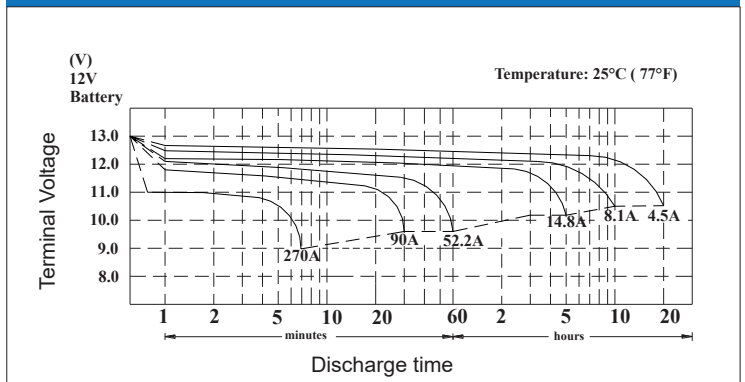
Mechanical Specifications

Total Height (with terminals)	215 mm (8.46 inch)
Total Height (case only)	211 mm (8.31 inch)
Length	307 mm (12.09 inch)
Width	169 mm (6.65 inch)
Weight (approx.)	29.2 kg (64.37 lbs)
Terminal Type	M6
Battery Case	ABS Plastic (Flame Res. Rating UL94-HB)

Duration of discharge vs. Discharge current



Discharge characteristics 25°C (77°F)



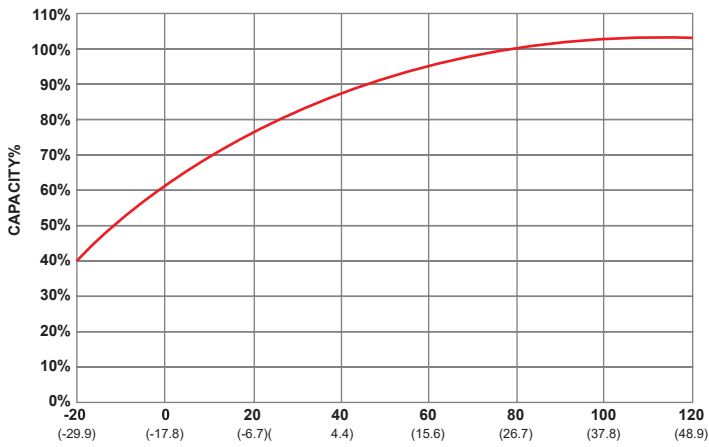
Constant Current Discharge Rating Amperes @ 25°C (77°F)

Cut off voltage V/cell 1	15M	30M	45M	1H	2H	3H	5H	8H	10H	12H	20H	24H
1.75V	130	84	62	51.2	27.1	20.4	14.3	9.8	8.10	6.90	4.50	3.77

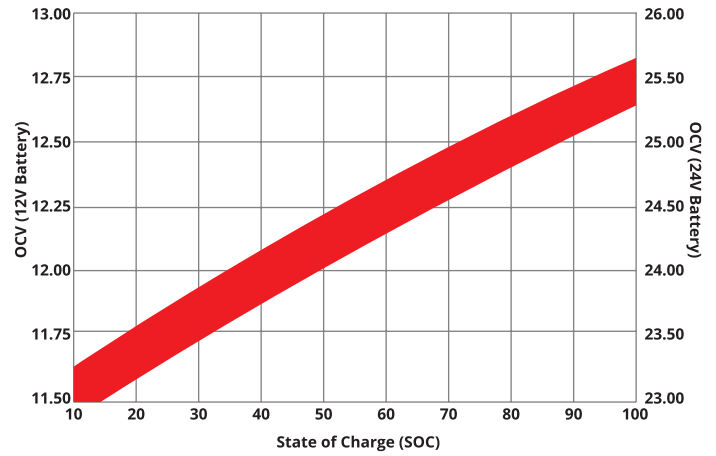
All listed ratings are @ 100% SoC, T=25°C (77°F), 1.75VPC unless otherwise specified. Specifications listed are for estimation purpose only. Battery performance can vary depending on application. Battery design subject to change.



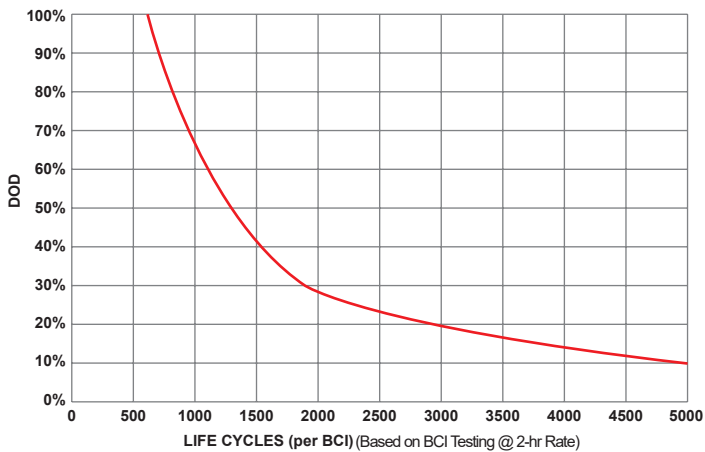
Temperature vs Capacity



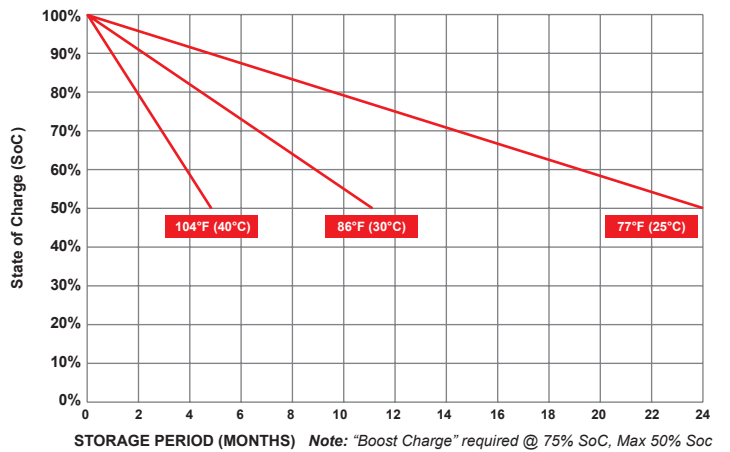
State of Charge (SOC) vs Open Circuit Voltage (OCV)



Cycle Life vs Depth of Discharge (DOD)



Self Discharge vs Time/Temperature



Temperature Range Specifications

Condition	Recommended	Maximum	Recommended	Maximum
Storage	-15°C to 50°C	-40°C to 71°C	5°F to 122°F	-40°F to 160°F
Operation	-15°C to 40°C	-40°C to 71°C	5°F to 104°F	-40°F to 160°F
Charge with TC*	-15°C to 50°C	-40°C to 71°C	5°F to 122°F	-40°F to 160°F
Charge w/o TC*	0°C to 40°C	-15°C to 50°C	32°F to 104°F	5°F to 122°F

*TC = Temperature Compensation

Charge Voltages

Charge Stage	Battery Voltages			
	12V	24V	36V	48V
Bulk	14.7V	29.4V	44.1V	58.8V
Absorption	14.7V	29.4V	44.1V	58.8V
Float	13.6V	27.2V	40.8V	54.6V

TC Factor: (-4mV°C/cell) or (-2mV°F/cell)

Terminal Torque Specs

Terminal Type	ft-lbs	in-lbs	nm
AP, DT (ap), M6, M6M (Stud), TP07 (AP), TP08 (AP)	4.2 - 0.6	50 - 70	5.6 - 7.9
FR45	6.0 - 7.5	70 - 90	7.9 - 10.1
M8	7.1 - 8.0	85 - 95	9.6 - 10.7
DT (Stud), M10M (Stud)	9.2 - 10.4	110 - 125	12.2 - 14

All listed ratings are @ 100% SoC, T=25°C (77°F), 1.75VPC unless otherwise specified.

Specifications listed are for estimation purpose only. Battery performance can vary depending on application. Battery design subject to change.